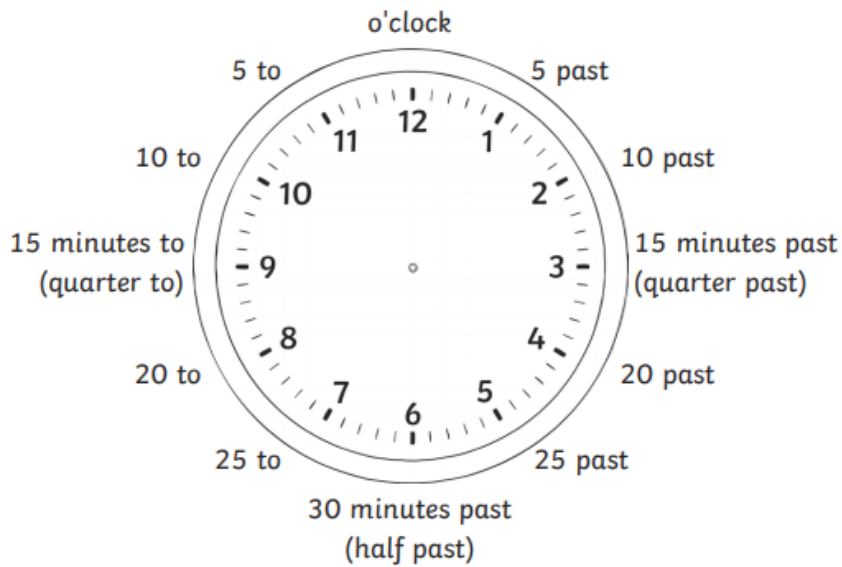


Hopefully, you are all now getting the hang of telling the time on both analogue and digital clocks and beginning to understand the use of 24-hour clocks.

Please complete these final questions on time. Use this labelled clock to help you.

Write the time shown underneath each clock. Use this labelled clock to help.



a)



b)



c)





d)



e)




f)



2) Draw hands on each clock to show the time.

a)




quarter to 6

b)



5 to 9

c)



20 past 11



d)



10 to 5

e)



25 past 12

Here is a timetable for the flights for Twinkl Airways from London:

Destination	Leaving (24-hour time)
Berlin	13:15
Dublin	14:30
Edinburgh	20:15
Toronto	09:30
Cairo	12:45
Mumbai	08:00
Tokyo	16:45

Rewrite the timetable in order, putting the earliest times first. Then change the time to 12-hour a.m. or p.m. time.

Destination	Leaving (24-hour time)	12-hour a.m. or p.m. time

I would like you to create an analogue clock with moveable hands using what you have at home. You may want to cut out a paper clock face and use two pencils as the hands. Make sure one hand is shorter than the other or it will not be an accurate clock.

Take pictures of 5 different times on your clock face and write what they would be on a digital clock.