

First, begin the lesson by completing a simulation of the year 4 multiplication test.

<https://mathsframe.co.uk/en/resources/resource/477/Multiplication-Tables-Check>


This link should allow you to access it. You have 25 random times table questions to answer and you are given 6 seconds to answer each one. Try not to use any times tables sheets/ resources to help you, we need to be fluent by now!

Lesson:


Today we will be looking at the value of tenths and hundredths.

This is a hundred square. It is called this because it has one hundred squares.

Hundred chart



When you colour in 1 square, you have coloured in $\frac{1}{100}$ because 1 out of 100 squares are red.

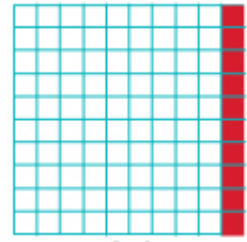


If you were to write this as a decimal, you would write 1 in the hundredths column of the place value chart as there is only $\frac{1}{100}$ coloured in.

Units	Decimal Point	Tenths	Hundredths
0	.	0	1

What would the fraction and decimal be if there were 2 squares coloured in?

When you colour in 10 squares, you have coloured in $\frac{1}{10}$ of the hundred square. If you look closely, you will see that there are 10 hundredths in $\frac{1}{10}$. This means that $\frac{1}{10}$ and $\frac{10}{100}$ are the same (equivalent).



If you were to write this as a decimal, you would write 1 in the tenths column of the place value chart because $\frac{1}{10}$ of the hundred square is shaded in.

Units	Decimal Point	Tenths
0	.	1

Task: Have a go at completing the tenths and hundredths sheets on the website. Count the squares and rows carefully to work out what the fractions and decimals.

Challenges:

Jack: Write $\frac{43}{100}$ as a decimal.

Queen: 2 tenths + 23 hundredths = 54 hundredths - 1 tenth. True or false? Prove it.

Ace: Start with 0.54. Add 6 hundredths, subtract 3 tenths, add 7 hundredths, takeaway 3 hundredths, add 4 tenths. What number do you have?

Now it's time for you to practise your maths skills using Mathletics and Timestables.co.uk.
Have fun! Keep learning your times tables.

If you need any help at all or would like to send me pictures of your amazing work, please email myself and Miss Senior. To those of you who received pens last week - I would love to see your handwriting!



Miss Jackson: s.jackson@wistow.n-yorks.sch.uk

Miss Senior: s.senior@wistow.n-yorks.sch.uk