

Glossary of terms

Fred Talk: Fred is a puppet who can only say and read words in *pure sounds*;

he cannot say the whole word. He never adds 'uh' after a consonant sound e.g. fuh, luh, muh.

(A slight 'uh' cannot be helped when saying the sounds b, d, g, j, w and y)

Grapheme: one letter or one group of letters used to write one sound e.g.

The sound 'f' can be written with the grapheme f (fun) ff (huff) ph (photo).

The sound 'c' can be written with the grapheme c (cat) or k (key) or ck (clock)

Green words: Words made up of the graphemes listed in the sound boxes on page 4

Red words: Common words with a grapheme not listed in the sound boxes; e.g. said

Syllables: Chunks within long words

Root: The part of the word that gives the most meaning

How to use this book

Follow the advice, in italics, given for you on each page.

Support the children as they read the text that is shaded in cream.

Praise the children at every step!

Detailed guidance is provided in the Read Write Inc. Phonics Handbook

8 reading activities

Children:

- Practise reading the speed sounds.
- Read the green and red words for the story.
- Listen as you read the introduction.
- Discuss the vocabulary check with you.
- Read the story.
- Re-read the story and discuss the 'questions to talk about'.
- Re-read the story with fluency and expression.
- Practise reading the speed words.

WISTOW PAROCHIAL CE PRIMARY SCHOOL

Speed sounds

Consonants Say the pure sounds (do not add 'uh').

f	l	m	n	r	s	v	z	sh	th	ng
ff	ll	mm	nn kn	rr	ss	ve	zz s			nk

b	c	d	g	h	j	p	qu	t	w	x	y	ch
bb	k ck	dd	gg			pp		tt	wh			tch

Vowels Say the sounds in and out of order.

at	hen head	in	on	up	day	see happy	high	blow
----	-------------	----	----	----	-----	--------------	------	------

zoo	look	car	for door snore	fair	whirl	shout	boy
-----	------	-----	----------------------	------	-------	-------	-----

Each box contains one sound but sometimes more than one grapheme. Focus graphemes are circled.

Green words

Read in Fred Talk (pure sounds).

tree bee sheep teeth asleep knee
munch think catch

Read the root word first and then with the ending.

whizz → whizzing hum → humming
buzz → buzzing

Red words

what to me be want my

Vocabulary check

Discuss the meaning (as used in the story) after the children have read each word.

definition:

munch

eat

flash

show

Punctuation to note in this story:

- A Capital letters that start sentences
- . Full stop at the end of each sentence
- ! Exclamation mark used to show anger
- ... Wait and see

I think I want to be a bee

Introduction

Do you ever daydream and think what it would be like to be something else?



Story written by Gill Munton
Illustrated by Tim Archbold

I think

I want

to be ... a bee,

to whizz and buzz


from tree to tree.




A whizzing, buzzing, humming bee,




a bee is what I want to be!






A rat,



an ant,




a bat,




a frog ...



a fox,




a crab,




a hen,




a dog ...




A fish,



a cat,



a sheep,



a bee ...

I think I **want to be** ... just **me!**



Questions to talk about

Re-read the page. Read the question to the children. Tell them whether it is a **FIND IT** question or **PROVE IT** question.

FIND IT

- ✓ Turn to the page
- ✓ Read the question
- ✓ Find the answer

PROVE IT

- ✓ Turn to the page
- ✓ Read the question
- ✓ Find your evidence
- ✓ Explain why

Page 8-9:	FIND IT	What will she do as a bee?
Page 10:	FIND IT	What will she do as a sheep?
Page 11:	FIND IT	What will she do as a cat?
Page 12-13:	FIND IT	What other animals does she think about being?

Speed words

Children practise reading the words across the rows, down the columns and in and out of order clearly and quickly.

catch	tree	munch	sheep	teeth
flash	asleep	knee	want	think
bee	cat	fish	frog	crab
whizz	to	me	be	just